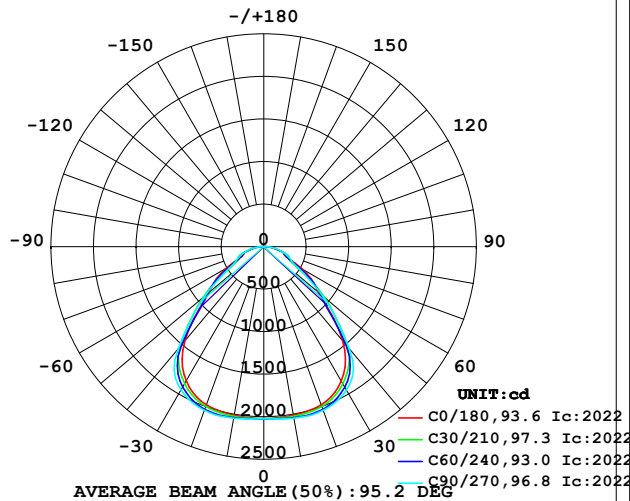


LUMINAIRE PHOTOMETRIC TEST REPORT

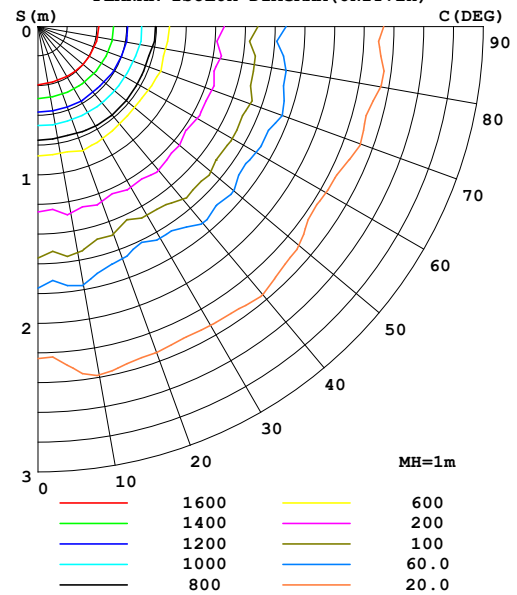
| | | |
|--|-------------------|------------------|
| Test:U:35.000V I:1.0500A P:36.750W PF:1.0000 Freq:0Hz Lamp Flux:4806.94x1 lm | | |
| NAME: LTY40X312CT19 1050mA_4000K | TYPE: YALA ONE | WEIGHT: |
| SPEC.: | DIM.: 300X1200X12 | SERIAL No.:1 |
| MFR.: TECONEX | SUR.: | Shielding Angle: |

| DATA OF LAMP | | PHOTOMETRIC DATA Eff: 130.80 lm/W | | | |
|------------------|---------------|-----------------------------------|--------|-------------------|----------|
| MODEL | LTY40X312CT19 | I _{max} (cd) | 2058 | S/MH(C0/180) | 1.31 |
| NOMINAL POWER(W) | 40 | LOR(%) | 100.0 | S/MH(C90/270) | 1.33 |
| RATED VOLTAGE(V) | 35 | TOTAL FLUX(lm) | 4806.9 | η UP,DN(C0-180) | 0.0,50.0 |
| NOMINAL FLUX(lm) | 4806.94 | CIE CLASS | DIRECT | η UP,DN(C180-360) | 0.0,50.0 |
| LAMPS INSIDE | 1 | η up(%) | 0.0 | CIBSE SHR NOM | 1.25 |
| TEST VOLTAGE(V) | 35 | η down(%) | 100.0 | CIBSE SHR MAX | 1.30 |

LUMINOUS INTENSITY DISTRIBUTION DIAGRAM



PLANAR ISOLUX DIAGRAM(UNIT:lx)



C Range: 0 - 90DEG
 C Interval: 5.0DEG
 Test Speed: MEDIUM
 Temperature:25.3DEG
 Operators:DAMIN
 Test Date:2021-06-26

γ Range: 0 - 90DEG
 γ Interval: 2.0DEG
 Test System:EVERFINE GO-2000B_V1 SYSTEM V2.0.295
 Humidity:65.0%
 Test Distance:10.270m [K=1.0000]
 Remarks:

ZONAL FLUX DIAGRAM

ZONAL FLUX DIAGRAM:

| γ | C0 | C45 | C90 | C135 | C180 | C225 | C270 | C315 | γ | Φ zone | Φ total | %lum, lamp |
|----------|-----------------------|-------|-------|-------|--------|-------|-------|-------|----------|-------------|--------------|------------|
| 10 | 2012 | 2033 | 2047 | 2033 | 2012 | 2033 | 2047 | 2033 | 0- 10 | 193.6 | 193.6 | 4.03,4.03 |
| 20 | 1977 | 2011 | 2048 | 2011 | 1977 | 2011 | 2048 | 2011 | 10- 20 | 574.6 | 768.2 | 16,16 |
| 30 | 1822 | 1850 | 1946 | 1850 | 1822 | 1850 | 1946 | 1850 | 20- 30 | 902.8 | 1671 | 34.8,34.8 |
| 40 | 1441 | 1388 | 1562 | 1388 | 1441 | 1388 | 1562 | 1388 | 30- 40 | 1068 | 2739 | 57,57 |
| 50 | 843.2 | 841.0 | 909.3 | 841.0 | 843.2 | 841.0 | 909.3 | 841.0 | 40- 50 | 878.5 | 3617 | 75.3,75.3 |
| 60 | 508.7 | 446.8 | 416.5 | 446.8 | 508.7 | 446.8 | 416.5 | 446.8 | 50- 60 | 574.0 | 4191 | 87.2,87.2 |
| 70 | 250.6 | 267.8 | 287.0 | 267.8 | 250.6 | 267.8 | 287.0 | 267.8 | 60- 70 | 340.8 | 4532 | 94.3,94.3 |
| 80 | 131.4 | 117.6 | 145.2 | 117.6 | 131.4 | 117.6 | 145.2 | 117.6 | 70- 80 | 206.8 | 4739 | 98.6,98.6 |
| 90 | 0.7094 | 0 | 0 | 0 | 0.7094 | 0 | 0 | 0 | 80- 90 | 67.96 | 4807 | 100,100 |
| 100 | | | | | | | | | 90-100 | | | |
| 110 | | | | | | | | | 100-110 | | | |
| 120 | | | | | | | | | 110-120 | | | |
| 130 | | | | | | | | | 120-130 | | | |
| 140 | | | | | | | | | 130-140 | | | |
| 150 | | | | | | | | | 140-150 | | | |
| 160 | | | | | | | | | 150-160 | | | |
| 170 | | | | | | | | | 160-170 | | | |
| 180 | | | | | | | | | 170-180 | | | |
| DEG | LUMINOUS INTENSITY:cd | | | | | | | | | UNIT:lm | | |

Conical surface Flux(90deg): 3301.7 lm

%lum = 68.7%

%lamp = 68.7%

Conical surface Flux(120deg): 4191.4 lm

%lum = 87.2%

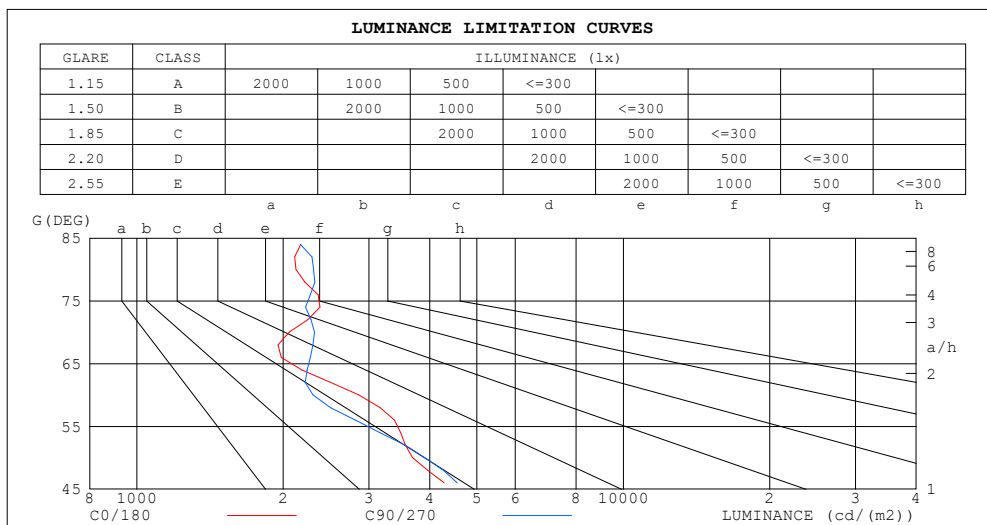
%lamp = 87.2%

C Range: 0 - 90DEG
 C Interval: 5.0DEG
 Test Speed: MEDIUM
 Temperature:25.3DEG
 Operators:DAMIN
 Test Date:2021-06-26

γ Range: 0 - 90DEG
 γ Interval: 2.0DEG
 Test System:EVERFINE GO-2000B_V1 SYSTEM V2.0.295
 Humidity:65.0%
 Test Distance:10.270m [K=1.0000]
 Remarks:

LUMINANCE LIMITATION CURVES

| | | |
|--|-------|------------------|
| Test:U:35.000V I:1.0500A P:36.750W PF:1.0000 Freq:0Hz Lamp Flux:4806.94x1 lm | | |
| NAME: | TYPE: | WEIGHT: |
| SPEC.: | DIM.: | SERIAL No.:1 |
| MFR.: EVERFINE | SUR.: | Shielding Angle: |



| LUMINANCE cd/(m2) | | |
|-------------------|--------|---------|
| G (DEG) | C0/180 | C90/270 |
| 85 | 2607 | 2602 |
| 80 | 2126 | 2309 |
| 75 | 2535 | 2368 |
| 70 | 2059 | 2318 |
| 65 | 2266 | 2324 |
| 60 | 2859 | 2301 |
| 55 | 3572 | 3239 |
| 50 | 3686 | 3907 |
| 45 | 4734 | 4939 |

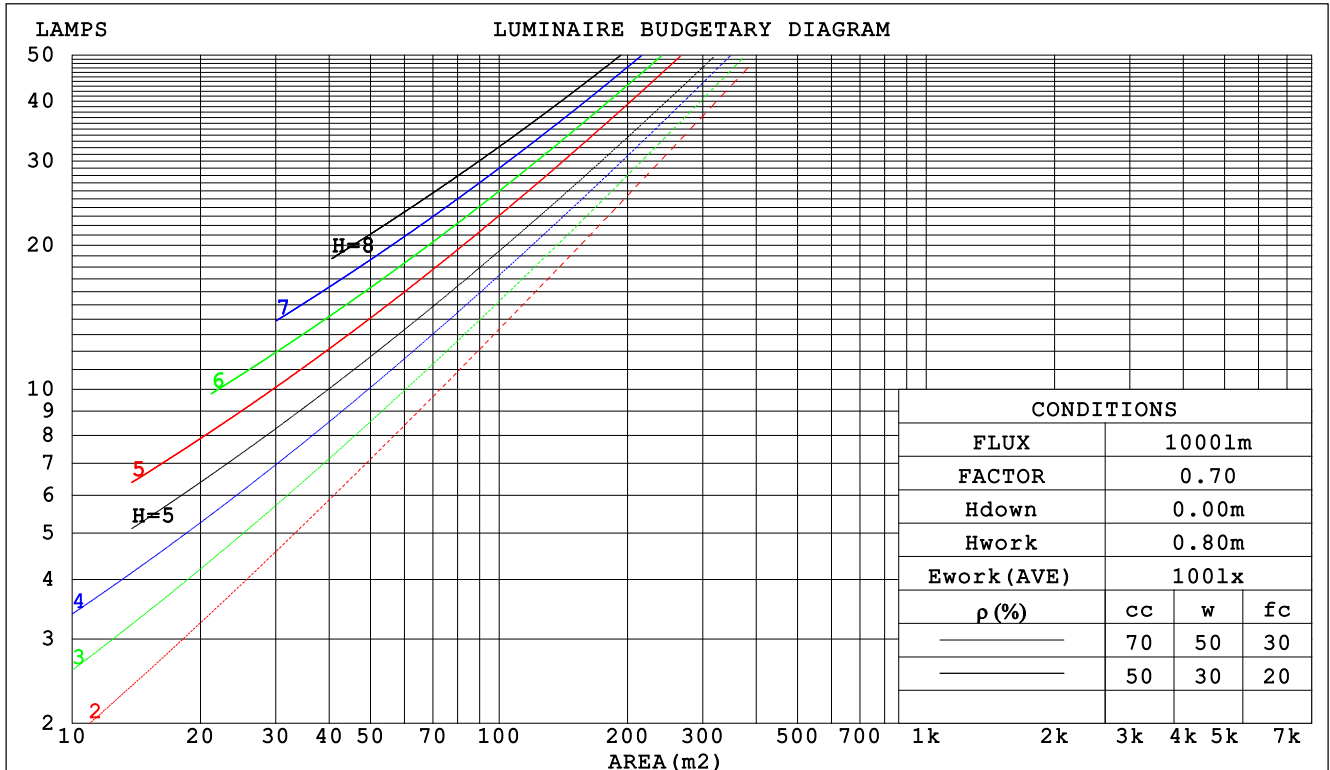
C Range: 0 - 90DEG
C Interval: 5.0DEG
Test Speed: MEDIUM
Temperature:25.3DEG
Operators:DAMIN
Test Date:2021-06-26

γ Range: 0 - 90DEG
 γ Interval: 2.0DEG
Test System:EVERFINE GO-2000B_V1 SYSTEM V2.0.295
Humidity:65.0%
Test Distance:10.270m [K=1.0000]
Remarks:

CU AND LUMINAIRE BUDGETARY ESTIMATE DIAGRAM

| | | |
|--|-------|------------------|
| Test:U:35.000V I:1.0500A P:36.750W PF:1.0000 Freq:0Hz Lamp Flux:4806.94x1 lm | | |
| NAME: | TYPE: | WEIGHT: |
| SPEC.: | DIM.: | SERIAL No.:1 |
| MFR.: EVERFINE | SUR.: | Shielding Angle: |

| ρ_{cc} | 80% | | | 70% | | | 50% | | | 30% | | | 10% | | | 0 |
|-----------------------|---------------------------------|------|------|------|------|------|------|------|------|------|------|------|------|------|------|------|
| ρ_w | 50% | 30% | 10% | 50% | 30% | 10% | 50% | 30% | 10% | 50% | 30% | 10% | 50% | 30% | 10% | 0 |
| ρ_{fc} | 20% | | | 20% | | | 20% | | | 20% | | | 20% | | | 0 |
| RCR | Coefficients of Utilization(CU) | | | | | | | | | | | | | | | |
| RCR:Room Cavity Ratio | | | | | | | | | | | | | | | | |
| 0.0 | 1.19 | 1.19 | 1.19 | 1.16 | 1.16 | 1.16 | 1.11 | 1.11 | 1.11 | 1.06 | 1.06 | 1.06 | 1.02 | 1.02 | 1.02 | 1.00 |
| 1.0 | 1.06 | 1.02 | .99 | 1.04 | 1.00 | .97 | .99 | .97 | .94 | .96 | .93 | .91 | .92 | .90 | .89 | .87 |
| 2.0 | .94 | .88 | .83 | .92 | .87 | .82 | .89 | .84 | .80 | .86 | .82 | .78 | .83 | .79 | .77 | .75 |
| 3.0 | .84 | .77 | .71 | .82 | .76 | .70 | .80 | .74 | .69 | .77 | .72 | .68 | .74 | .70 | .67 | .65 |
| 4.0 | .75 | .67 | .61 | .74 | .67 | .61 | .72 | .65 | .60 | .70 | .64 | .59 | .67 | .63 | .59 | .57 |
| 5.0 | .68 | .60 | .54 | .67 | .59 | .54 | .65 | .58 | .53 | .63 | .57 | .52 | .61 | .56 | .52 | .50 |
| 6.0 | .62 | .54 | .48 | .61 | .53 | .48 | .59 | .52 | .47 | .58 | .51 | .47 | .56 | .51 | .46 | .44 |
| 7.0 | .57 | .48 | .43 | .56 | .48 | .42 | .54 | .47 | .42 | .53 | .47 | .42 | .52 | .46 | .42 | .40 |
| 8.0 | .52 | .44 | .38 | .51 | .44 | .38 | .50 | .43 | .38 | .49 | .42 | .38 | .48 | .42 | .38 | .36 |
| 9.0 | .48 | .40 | .35 | .47 | .40 | .35 | .46 | .39 | .35 | .45 | .39 | .34 | .44 | .38 | .34 | .32 |
| 10.0 | .44 | .37 | .32 | .44 | .37 | .32 | .43 | .36 | .32 | .42 | .36 | .31 | .41 | .35 | .31 | .30 |



C Range: 0 - 90DEG
 C Interval: 5.0DEG
 Test Speed: MEDIUM
 Temperature:25.3DEG
 Operators:DAMIN
 Test Date:2021-06-26

γ Range: 0 - 90DEG
 γ Interval: 2.0DEG
 Test System:EVERFINE GO-2000B_V1 SYSTEM V2.0.295
 Humidity:65.0%
 Test Distance:10.270m [K=1.0000]
 Remarks:

WEC AND CCEC

| | | | | | | | | |
|--|--|--|-------|--|--|------------------|--|--|
| Test:U:35.000V I:1.0500A P:36.750W PF:1.0000 Freq:0Hz Lamp Flux:4806.94x1 lm | | | | | | | | |
| NAME: | | | TYPE: | | | WEIGHT: | | |
| SPEC.: | | | DIM.: | | | SERIAL No.:1 | | |
| MFR.: EVERFINE | | | SUR.: | | | Shielding Angle: | | |

| pcc | 80% | | | 70% | | | 50% | | | 30% | | | 10% | | | 0 | |
|------|-----------------------|------|------|------|------|------|---------------------------------|------|------|------|------|------|------|------|------|---|--|
| pw | 50% | 30% | 10% | 50% | 30% | 10% | 50% | 30% | 10% | 50% | 30% | 10% | 50% | 30% | 10% | 0 | |
| pfc | 20% | | | 20% | | | 20% | | | 20% | | | 20% | | | 0 | |
| RCR | RCR:Room Cavity Ratio | | | | | | Wall Exitance Coefficients(WEC) | | | | | | | | | | |
| 0.0 | | | | | | | | | | | | | | | | | |
| 1.0 | .271 | .154 | .049 | .264 | .150 | .048 | .251 | .144 | .046 | .239 | .138 | .044 | .227 | .132 | .043 | | |
| 2.0 | .257 | .141 | .043 | .251 | .138 | .043 | .239 | .133 | .041 | .229 | .128 | .040 | .219 | .124 | .039 | | |
| 3.0 | .240 | .128 | .038 | .235 | .126 | .038 | .225 | .122 | .037 | .216 | .118 | .036 | .207 | .115 | .035 | | |
| 4.0 | .224 | .116 | .034 | .219 | .115 | .034 | .211 | .112 | .033 | .202 | .109 | .033 | .195 | .106 | .032 | | |
| 5.0 | .209 | .107 | .031 | .205 | .105 | .031 | .197 | .103 | .030 | .190 | .100 | .030 | .183 | .098 | .029 | | |
| 6.0 | .196 | .098 | .028 | .192 | .097 | .028 | .185 | .095 | .028 | .179 | .093 | .027 | .173 | .091 | .027 | | |
| 7.0 | .184 | .091 | .026 | .181 | .090 | .026 | .175 | .088 | .025 | .169 | .087 | .025 | .163 | .085 | .025 | | |
| 8.0 | .173 | .085 | .024 | .170 | .084 | .024 | .165 | .082 | .023 | .159 | .081 | .023 | .155 | .079 | .023 | | |
| 9.0 | .163 | .079 | .022 | .161 | .078 | .022 | .156 | .077 | .022 | .151 | .076 | .022 | .147 | .074 | .022 | | |
| 10.0 | .155 | .074 | .021 | .152 | .073 | .020 | .148 | .072 | .020 | .143 | .071 | .020 | .139 | .070 | .020 | | |

| pcc | 80% | | | 70% | | | 50% | | | 30% | | | 10% | | | 0 |
|------|-----------------------|------|------|------|------|------|--|------|------|------|------|------|------|------|------|---|
| pw | 50% | 30% | 10% | 50% | 30% | 10% | 50% | 30% | 10% | 50% | 30% | 10% | 50% | 30% | 10% | 0 |
| pfc | 20% | | | 20% | | | 20% | | | 20% | | | 20% | | | 0 |
| RCR | RCR:Room Cavity Ratio | | | | | | Ceiling Cavity Exitance Coefficients(CCEC) | | | | | | | | | |
| 0.0 | .190 | .190 | .190 | .163 | .163 | .163 | .111 | .111 | .111 | .064 | .064 | .064 | .020 | .020 | .020 | |
| 1.0 | .178 | .156 | .137 | .152 | .134 | .118 | .104 | .092 | .082 | .060 | .053 | .048 | .019 | .017 | .015 | |
| 2.0 | .168 | .132 | .102 | .144 | .114 | .088 | .098 | .079 | .062 | .057 | .046 | .036 | .018 | .015 | .012 | |
| 3.0 | .159 | .114 | .079 | .136 | .098 | .068 | .093 | .068 | .048 | .054 | .040 | .028 | .017 | .013 | .009 | |
| 4.0 | .151 | .100 | .062 | .129 | .087 | .054 | .089 | .060 | .038 | .051 | .035 | .022 | .017 | .012 | .007 | |
| 5.0 | .143 | .090 | .050 | .123 | .078 | .044 | .085 | .054 | .031 | .049 | .032 | .018 | .016 | .010 | .006 | |
| 6.0 | .136 | .081 | .042 | .117 | .070 | .036 | .081 | .049 | .026 | .047 | .029 | .015 | .015 | .009 | .005 | |
| 7.0 | .130 | .074 | .035 | .112 | .064 | .031 | .077 | .045 | .022 | .045 | .027 | .013 | .014 | .009 | .004 | |
| 8.0 | .124 | .068 | .030 | .107 | .059 | .026 | .074 | .042 | .019 | .043 | .025 | .011 | .014 | .008 | .004 | |
| 9.0 | .118 | .063 | .026 | .102 | .055 | .023 | .071 | .039 | .016 | .041 | .023 | .010 | .013 | .007 | .003 | |
| 10.0 | .113 | .059 | .023 | .097 | .051 | .020 | .068 | .036 | .015 | .039 | .021 | .009 | .013 | .007 | .003 | |

C Range: 0 - 90DEG
C Interval: 5.0DEG
Test Speed: MEDIUM
Temperature:25.3DEG
Operators:DAMIN
Test Date:2021-06-26

γ Range: 0 - 90DEG
γ Interval: 2.0DEG
Test System:EVERFINE GO-2000B_V1 SYSTEM V2.0.295
Humidity:65.0%
Test Distance:10.270m [K=1.0000]
Remarks:

UGR(Unified Glare Rating) Table

| | | | | | | | | | | | |
|--|------------------|------|------|------|-------|----------------|------|------------------|------|------|------|
| Test:U:35.000V I:1.0500A P:36.750W PF:1.0000 Freq:0Hz Lamp Flux:4806.94x1 lm | | | | | | | | | | | |
| NAME: | | | | | TYPE: | | | WEIGHT: | | | |
| SPEC.: | | | | | DIM.: | | | SERIAL No.:1 | | | |
| MFR.: EVERFINE | | | | | SUR.: | | | Shielding Angle: | | | |
| ceiling/cavity | 0.7 | 0.7 | 0.5 | 0.5 | 0.3 | 0.7 | 0.7 | 0.5 | 0.5 | 0.3 | |
| walls | 0.5 | 0.3 | 0.5 | 0.3 | 0.3 | 0.5 | 0.3 | 0.5 | 0.3 | 0.3 | |
| working plane | 0.2 | 0.2 | 0.2 | 0.2 | 0.2 | 0.2 | 0.2 | 0.2 | 0.2 | 0.2 | |
| Room dimensions | Viewed crosswise | | | | | Viewed endwise | | | | | |
| x = 2H y = 2H | 2H | 16.1 | 17.5 | 16.4 | 17.7 | 17.9 | 16.0 | 17.4 | 16.3 | 17.6 | 17.8 |
| | 3H | 17.0 | 18.3 | 17.3 | 18.5 | 18.8 | 16.9 | 18.2 | 17.2 | 18.4 | 18.6 |
| | 4H | 17.5 | 18.7 | 17.8 | 18.9 | 19.2 | 17.3 | 18.5 | 17.6 | 18.7 | 19.0 |
| | 6H | 17.9 | 19.0 | 18.2 | 19.2 | 19.5 | 17.8 | 18.9 | 18.1 | 19.2 | 19.4 |
| | 8H | 18.0 | 19.1 | 18.3 | 19.4 | 19.7 | 17.9 | 19.0 | 18.3 | 19.3 | 19.6 |
| | 12H | 18.1 | 19.2 | 18.5 | 19.5 | 19.7 | 18.0 | 19.1 | 18.4 | 19.4 | 19.7 |
| 4H | 2H | 16.4 | 17.6 | 16.7 | 17.8 | 18.1 | 16.3 | 17.5 | 16.6 | 17.7 | 18.0 |
| | 3H | 17.6 | 18.6 | 17.9 | 18.9 | 19.2 | 17.4 | 18.4 | 17.7 | 18.7 | 19.0 |
| | 4H | 18.1 | 19.1 | 18.5 | 19.4 | 19.7 | 18.0 | 18.9 | 18.3 | 19.2 | 19.5 |
| | 6H | 18.7 | 19.5 | 19.1 | 19.9 | 20.2 | 18.6 | 19.4 | 19.0 | 19.8 | 20.1 |
| | 8H | 18.9 | 19.7 | 19.3 | 20.1 | 20.4 | 18.9 | 19.6 | 19.3 | 20.0 | 20.4 |
| | 12H | 19.1 | 19.8 | 19.5 | 20.2 | 20.6 | 19.0 | 19.7 | 19.4 | 20.1 | 20.5 |
| 8H | 4H | 18.3 | 19.1 | 18.7 | 19.5 | 19.8 | 18.2 | 18.9 | 18.6 | 19.3 | 19.7 |
| | 6H | 19.0 | 19.7 | 19.5 | 20.1 | 20.5 | 19.0 | 19.6 | 19.4 | 20.0 | 20.4 |
| | 8H | 19.4 | 20.0 | 19.9 | 20.4 | 20.8 | 19.3 | 19.9 | 19.8 | 20.3 | 20.7 |
| | 12H | 19.7 | 20.2 | 20.2 | 20.6 | 21.1 | 19.6 | 20.1 | 20.0 | 20.5 | 21.0 |
| 12H | 4H | 18.3 | 19.1 | 18.8 | 19.4 | 19.8 | 18.2 | 18.9 | 18.6 | 19.3 | 19.7 |
| | 6H | 19.1 | 19.7 | 19.6 | 20.1 | 20.5 | 19.0 | 19.6 | 19.5 | 20.0 | 20.5 |
| | 8H | 19.5 | 20.0 | 20.0 | 20.4 | 20.9 | 19.4 | 19.9 | 19.9 | 20.4 | 20.8 |
| Variations with the observer position at spacings: | | | | | | | | | | | |
| S = 1.0H | + 0.3 / - 0.4 | | | | | + 0.3 / - 0.5 | | | | | |
| 1.5H | + 0.3 / - 0.4 | | | | | + 0.3 / - 0.4 | | | | | |
| 2.0H | + 0.8 / - 1.0 | | | | | + 1.0 / - 0.7 | | | | | |

CIE Pub.117, 4807 lm Total Lamp Luminous Flux Corrected ($8\log(F/F_0) = 5.5$)

C Range: 0 - 90DEG
C Interval: 5.0DEG
Test Speed: MEDIUM
Temperature:25.3DEG
Operators:DAMIN
Test Date:2021-06-26

γ Range: 0 - 90DEG
γ Interval: 2.0DEG
Test System:EVERFINE GO-2000B_V1 SYSTEM V2.0.295
Humidity:65.0%
Test Distance:10.270m [K=1.0000]
Remarks:

UTILIZATION FACTORS TABLE

| | | |
|--|-------|------------------|
| Test:U:35.000V I:1.0500A P:36.750W PF:1.0000 Freq:0Hz Lamp Flux:4806.94x1 lm | | |
| NAME: | TYPE: | WEIGHT: |
| SPEC.: | DIM.: | SERIAL No.:1 |
| MFR.: EVERFINE | SUR.: | Shielding Angle: |

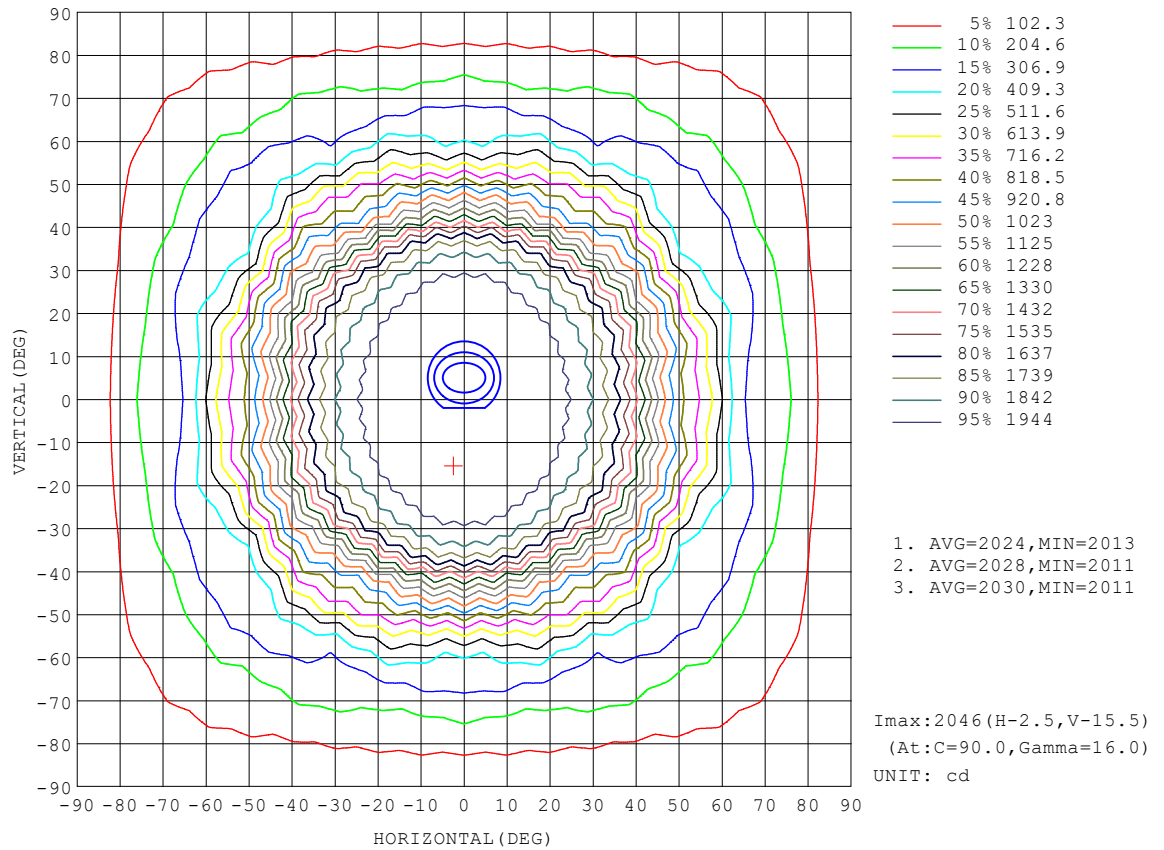
| REFLECTANCE | | | | | | | | | | |
|----------------------------------|--|-----|-----------|-----|-----|-----|-----|---------------|-----|--------|
| Ceiling | 0.8 | 0.8 | 0.8 | 0.7 | 0.7 | 0.7 | 0.5 | 0.5 | 0.5 | 0 |
| Walls | 0.7 | 0.5 | 0.3 | 0.7 | 0.5 | 0.3 | 0.7 | 0.5 | 0.3 | 0 |
| Working plane | 0.2 | 0.2 | 0.2 | 0.2 | 0.2 | 0.2 | 0.2 | 0.2 | 0.2 | 0 |
| ROOM INDEX | UTILIZATION FACTORS (PERCENT) $k(RI) \times RCR = 5$ | | | | | | | | | |
| $k = 0.60$ | 65 | 54 | 48 | 64 | 54 | 48 | 63 | 54 | 48 | 42 |
| 0.80 | 75 | 64 | 58 | 74 | 64 | 58 | 72 | 63 | 57 | 51 |
| 1.00 | 82 | 73 | 67 | 81 | 72 | 66 | 79 | 73 | 66 | 60 |
| 1.25 | 89 | 80 | 74 | 88 | 79 | 74 | 85 | 78 | 73 | 66 |
| 1.50 | 93 | 85 | 79 | 92 | 84 | 79 | 89 | 82 | 78 | 71 |
| 2.00 | 99 | 92 | 86 | 97 | 91 | 86 | 94 | 89 | 84 | 77 |
| 2.50 | 102 | 96 | 91 | 100 | 94 | 90 | 97 | 92 | 88 | 80 |
| 3.00 | 105 | 99 | 95 | 103 | 98 | 94 | 99 | 95 | 91 | 83 |
| 4.00 | 108 | 104 | 100 | 106 | 102 | 98 | 102 | 99 | 96 | 87 |
| 5.00 | 110 | 106 | 103 | 108 | 104 | 101 | 104 | 101 | 98 | 89 |
| ROOM INDEX | UF (total) | | | | | | | | | Direct |
| According to DIN EN 13032-2 2004 | | | Suspended | | | | | SHRNOM = 1.25 | | |

C Range: 0 - 90DEG
C Interval: 5.0DEG
Test Speed: MEDIUM
Temperature:25.3DEG
Operators:DAMIN
Test Date:2021-06-26

γ Range: 0 - 90DEG
 γ Interval: 2.0DEG
Test System:EVERFINE GO-2000B_V1 SYSTEM V2.0.295
Humidity:65.0%
Test Distance:10.270m [K=1.0000]
Remarks:

ISOCANDELA DIAGRAM

| | | |
|--|-------|------------------|
| Test:U:35.000V I:1.0500A P:36.750W PF:1.0000 Freq:0Hz Lamp Flux:4806.94x1 lm | | |
| NAME: | TYPE: | WEIGHT: |
| SPEC.: | DIM.: | SERIAL No.:1 |
| MFR.: EVERFINE | SUR.: | Shielding Angle: |

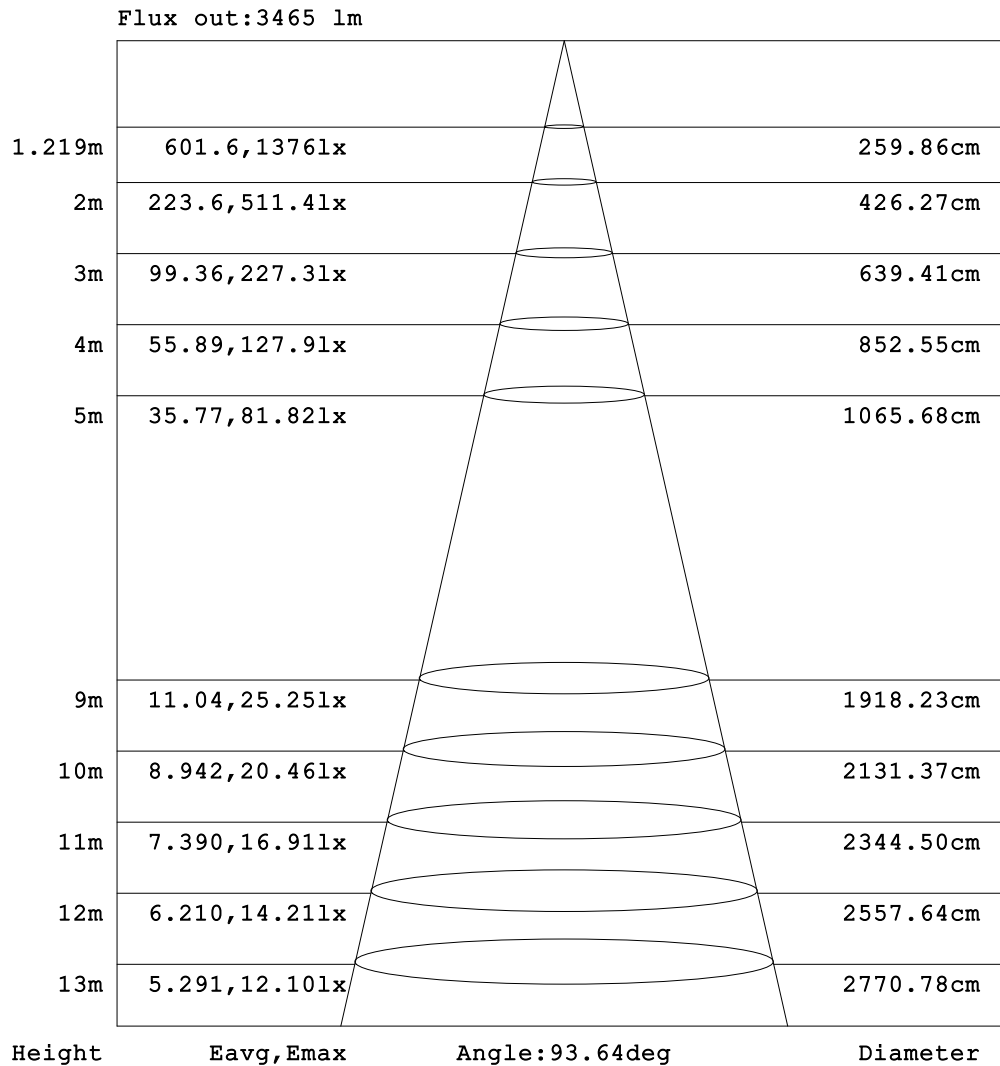


C Range: 0 - 90DEG
C Interval: 5.0DEG
Test Speed: MEDIUM
Temperature: 25.3DEG
Operators: DAMIN
Test Date: 2021-06-26

γ Range: 0 - 90DEG
 γ Interval: 2.0DEG
Test System: EVERFINE GO-2000B_V1 SYSTEM V2.0.295
Humidity: 65.0%
Test Distance: 10.270m [K=1.0000]
Remarks:

AAI Figure

| | | |
|--|-------|------------------|
| Test:U:35.000V I:1.0500A P:36.750W PF:1.0000 Freq:0Hz Lamp Flux:4806.94x1 lm | | |
| NAME: | TYPE: | WEIGHT: |
| SPEC.: | DIM.: | SERIAL No.:1 |
| MFR.: EVERFINE | SUR.: | Shielding Angle: |



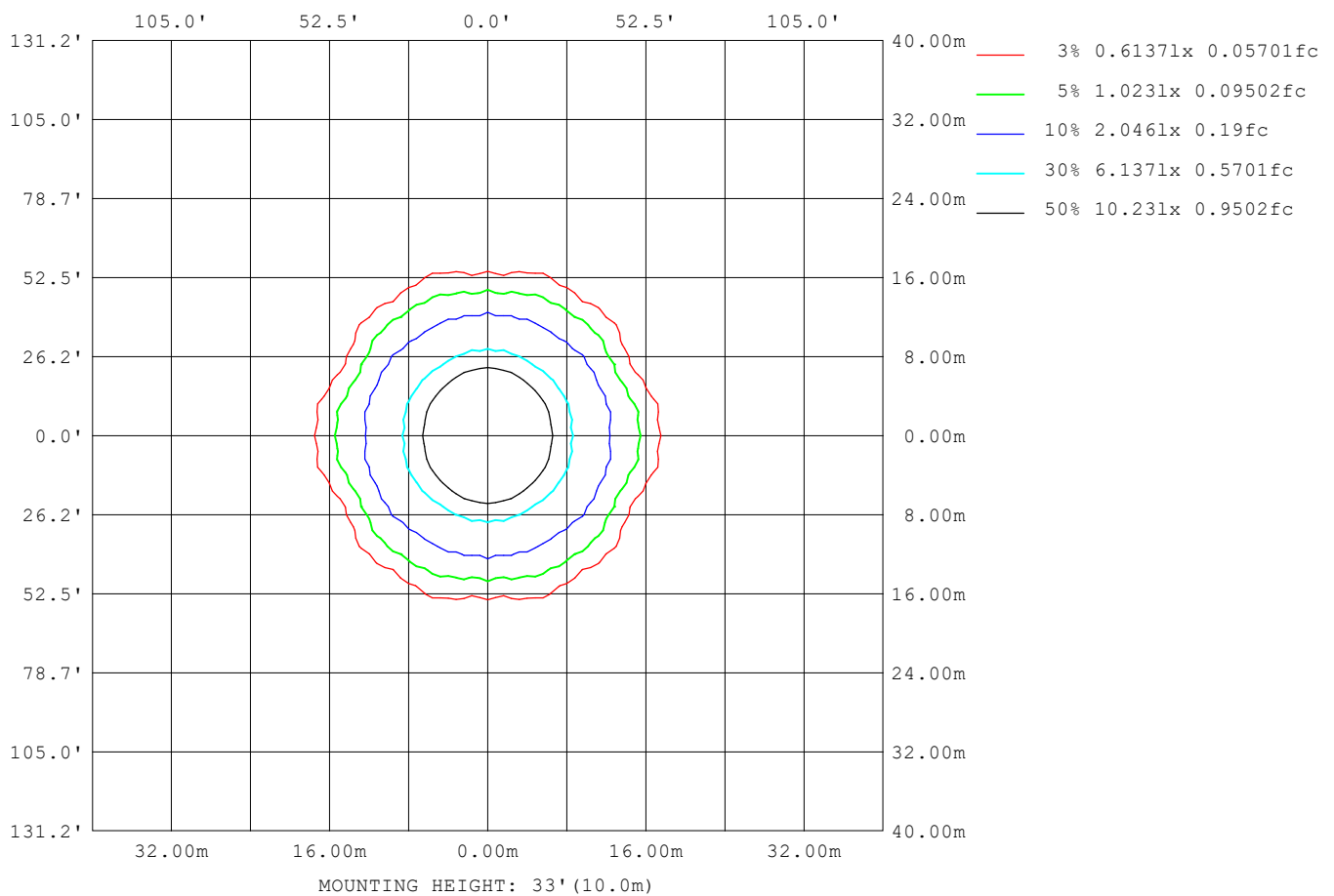
Note: The Curves indicate the illuminated area and the average illumination when the luminaire is at different distance.

C Range: 0 - 90DEG
 C Interval: 5.0DEG
 Test Speed: MEDIUM
 Temperature: 25.3DEG
 Operators: DAMIN
 Test Date: 2021-06-26

γ Range: 0 - 90DEG
 γ Interval: 2.0DEG
 Test System: EVERFINE GO-2000B_V1 SYSTEM V2.0.295
 Humidity: 65.0%
 Test Distance: 10.270m [K=1.0000]
 Remarks:

ISOLUX DIAGRAM

| | | |
|--|-------|------------------|
| Test:U:35.000V I:1.0500A P:36.750W PF:1.0000 Freq:0Hz Lamp Flux:4806.94x1 lm | | |
| NAME: | TYPE: | WEIGHT: |
| SPEC.: | DIM.: | SERIAL No.:1 |
| MFR.: EVERFINE | SUR.: | Shielding Angle: |



C Range: 0 - 90DEG
C Interval: 5.0DEG
Test Speed: MEDIUM
Temperature:25.3DEG
Operators:DAMIN
Test Date:2021-06-26

γ Range: 0 - 90DEG
γ Interval: 2.0DEG
Test System:EVERFINE GO-2000B_V1 SYSTEM V2.0.295
Humidity:65.0%
Test Distance:10.270m [K=1.0000]
Remarks:

LED Avg.L Report

| | | |
|--|-------|------------------|
| Test:U:35.000V I:1.0500A P:36.750W PF:1.0000 Freq:0Hz Lamp Flux:4806.94x1 lm | | |
| NAME: | TYPE: | WEIGHT: |
| SPEC.: | DIM.: | SERIAL No.:1 |
| MFR.: EVERFINE | SUR.: | Shielding Angle: |

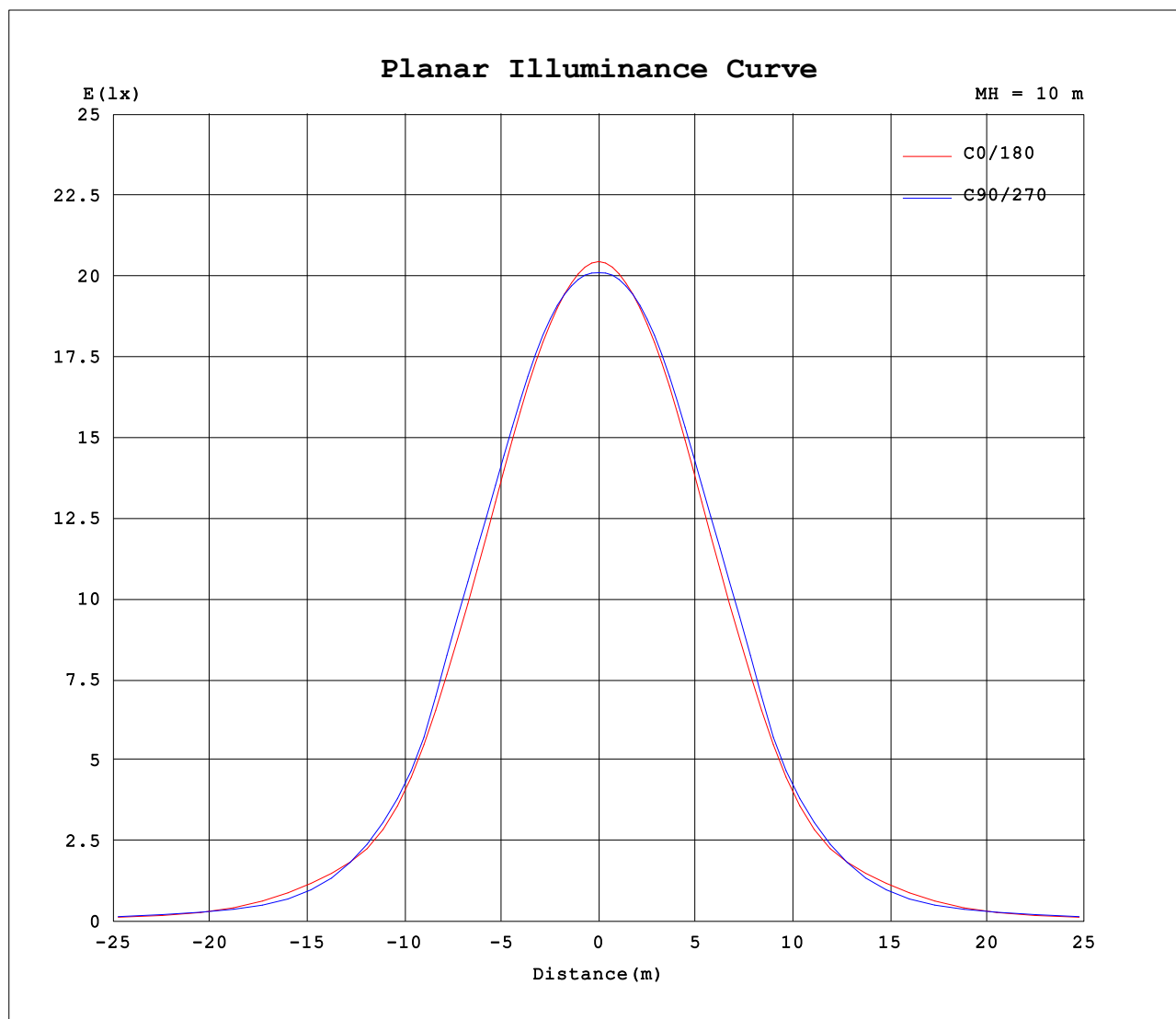
| AvgL | cd/m2 |
|------------------|-------|
| L_0~180 (65) av | 2042 |
| L_0~180 (75) av | 2360 |
| L_0~180 (85) av | 2178 |
| L_90~270 (65) av | 2270 |
| L_90~270 (75) av | 2254 |
| L_90~270 (85) av | 2060 |
| L_45 (65) av | 2257 |
| L_45 (75) av | 1942 |
| L_45 (85) av | 1781 |

Standard: GB/T 29293-2012

C Range: 0 - 90DEG
C Interval: 5.0DEG
Test Speed: MEDIUM
Temperature:25.3DEG
Operators:DAMIN
Test Date:2021-06-26

γ Range: 0 - 90DEG
γ Interval: 2.0DEG
Test System:EVERFINE GO-2000B_V1 SYSTEM V2.0.295
Humidity:65.0%
Test Distance:10.270m [K=1.0000]
Remarks:

Planar Illuminance Curve



C Range: 0 - 90DEG
C Interval: 5.0DEG
Test Speed: MEDIUM
Temperature: 25.3DEG
Operators: DAMIN
Test Date: 2021-06-26

γ Range: 0 - 90DEG
 γ Interval: 2.0DEG
Test System: EVERFINE GO-2000B_V1 SYSTEM V2.0.295
Humidity: 65.0%
Test Distance: 10.270m [K=1.0000]
Remarks:

```

γ Range: 0 - 90DEG
γ Interval: 2.0DEG
Test System:EVERFINE GO-2000B_V1 SYSTEM V2.0.295
Humidity:65.0%
Test Distance:10.270m [K=1.0000]
Remarks:

```

```

γ Range: 0 - 90DEG
γ Interval: 2.0DEG
Test System:EVERFINE GO-2000B_V1 SYSTEM V2.0.295
Humidity:65.0%
Test Distance:10.270m [K=1.0000]
Remarks:

```

```

γ Range: 0 - 90DEG
γ Interval: 2.0DEG
Test System:EVERFINE GO-2000B_V1 SYSTEM V2.0.295
Humidity:65.0%
Test Distance:10.270m [K=1.0000]
Remarks:

```

```

γ Range: 0 - 90DEG
γ Interval: 2.0DEG
Test System:EVERFINE GO-2000B_V1 SYSTEM V2.0.295
Humidity:65.0%
Test Distance:10.270m [K=1.0000]
Remarks:

```